



Smart Solutions for Optical Disc and Solar

SINGULUS TECHNOLOGIES AG

First Half Year 2010

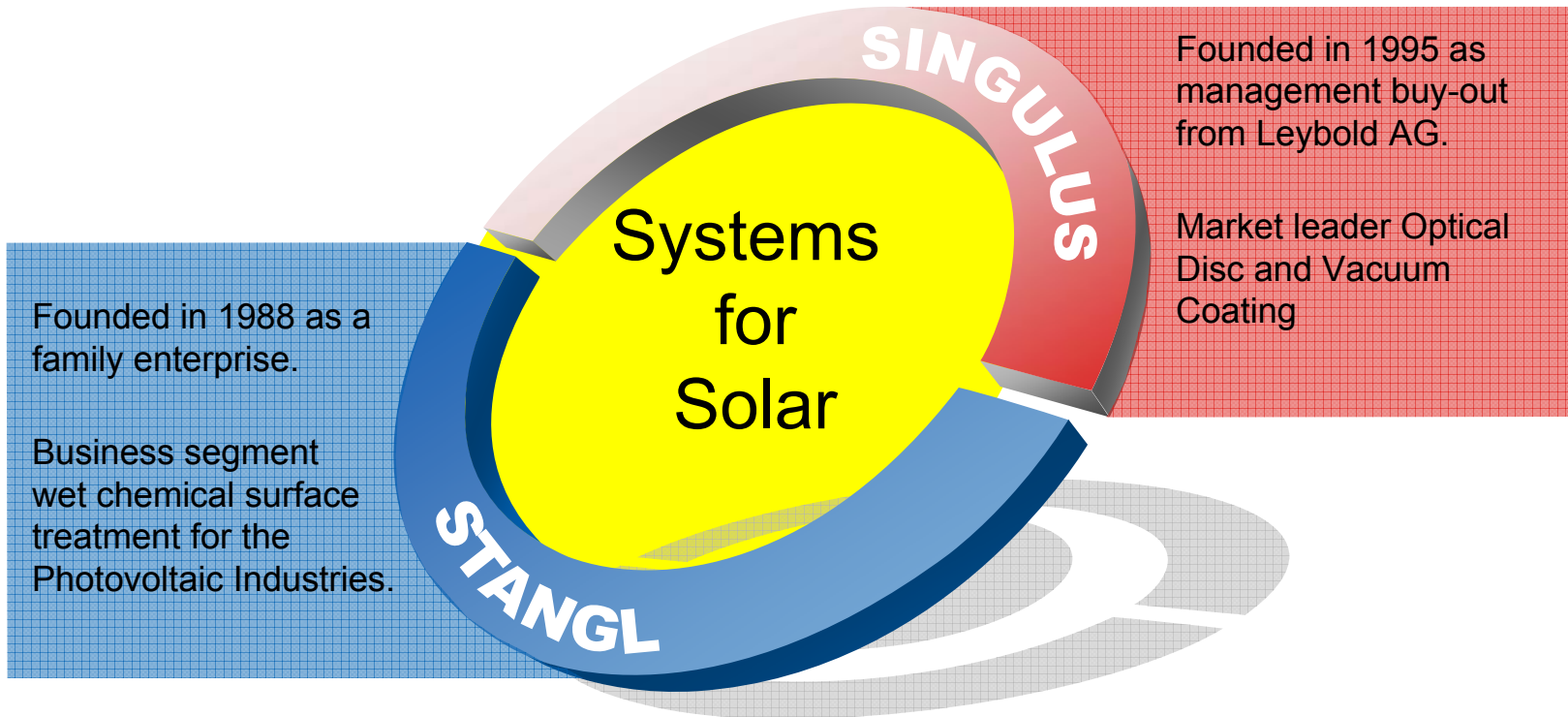
August 3, 2010

SINGULUS 

Company Profile

SINGULUS TECHNOLOGIES Group

SINGULUS TECHNOLOGIES
August 03, 2010
- 2 -



SINGULUS TECHNOLOGIES Group

Installed Systems Worldwide

SINGULUS TECHNOLOGIES
August 03, 2010
- 3 -



	1997-2010
Metallizers	> 5000
SKYLINE CD	> 1990
SPACELINE DVD	> 1460
CD-R/DVD-R Systems	approx. 250
Blu-ray Systems	> 80
Si Photovoltaic Equipment	> 110
Thin Film Photovoltaic Equipment	> 25

	1998	1999	2000	2001	2002	2003	2004	2005	2006	2007	2008	2009
SKYLINE	122	234	405	221	134	310	202	82	113	80	19	12
SPACELINE	17	26	99	79	182	183	255	149	123	113	72	17

Financial Overview Q2 2010

SINGULUS TECHNOLOGIES
August 03, 2010
- 4 -

in million €	Q2 2009	Q2 2010
Revenues	31.7	27.8
Order Intake	23.4	27.6
Order Backlog (30.06.)	43.9	45.5
EBIT	-5.7	-2.5
Profit Before Tax	-7.0	-3.5
Net Profit	-7.8	-2.2
Operating Cash Flow	3.5	-10.6

Financial Overview 1st HY 2010

SINGULUS TECHNOLOGIES
August 03, 2010
- 5 -

in million €	1st Half Year 2009	1st Half Year 2010
Revenues	67.1	49.3
Order Intake	40.8	67.4
Order Backlog (30.06.)	43.9	45.5
EBIT	-10.6	-8.0
Profit Before Tax	-12.9	-10.3
Net Profit	-13.9	-7.9
Operating Cash Flow	3.5	-10.6

Profit & Loss Statement Q2 2010

SINGULUS TECHNOLOGIES
August 03, 2010
- 6 -

in million €	Q2 2009	Q2 2010
Gross Revenue	31.7	27.8
Net Revenue	31.3	27.5
Gross Profit (in % of Net Revenues)	10.3 (32.9%)	7.1 (25.9%)
OPEX (Total)	-16.0	-9.7
- R+D	-3.9	-3.2
- Sales & Customer Service	-5.5	-4.6
- GM & A	-3.9	-3.3
- Other Income/Expenses	-2.6	1.5
EBIT	-5.7	-2.5
Net Income	-7.8	-2.2
EPS (basic)	-0.21	-0.06

Balance Sheet June 30, 2010

SINGULUS TECHNOLOGIES
August 03, 2010
- 7 -

in million €	Dec. 31, 2009	June 30, 2010
Cash	15.2	30.5
Total Receivables	41.4	45.8
Total Inventories	57.7	58.7
Non Current Assets	139.6	133.1
Others	9.7	0.0
Total Assets	263.6	268.1
Total Current Liabilities	72.5	57.2
Total Non-Current Liabilities	23.0	35.9
Total Equity	165.7	175.0
Others	2.4	0.0
Equity and Liabilities	263.6	268.1

Cash flow Development

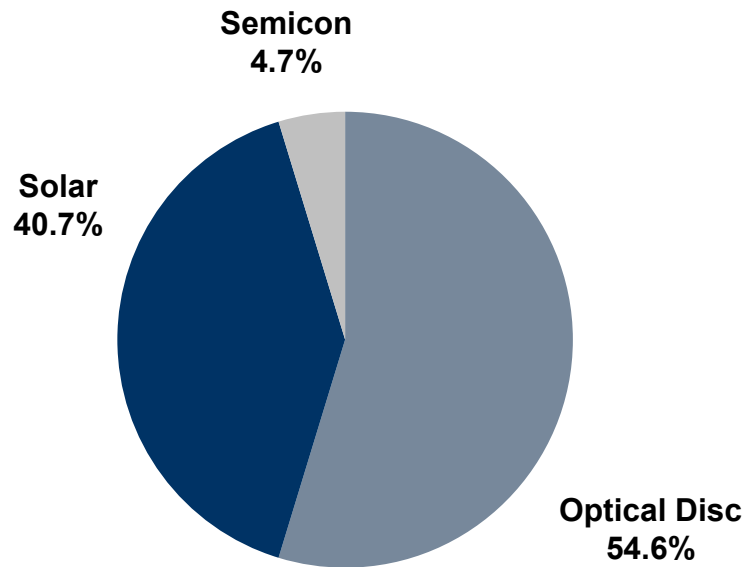
in million €	Q2 2009	Q2 2010
Cash flow from Operating Activities	3.5	-10.6
Cash flow from Investing Activities	-6.0	-4.8
Cash flow from Financing Activities	-13.8	28.9
Effect of Exchange Rate Changes	-0.6	1.8
Total Cash flow	-16.9	15.3
Cash and Cash Equivalents at the Beginning of the Period	40.1	15.2
Cash and Cash Equivalents at the End of the Period	23.2	30.5

Employees

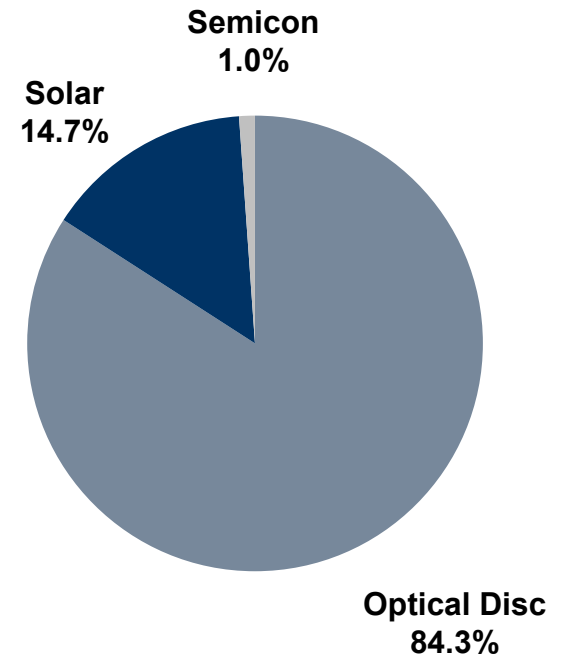
	Dec. 31, 2009	June 30, 2010
HamaTech APE	85	Sold in Q 1
STANGL	148	142
SINGULUS	339	328
SINGULUS Group	572	470
Domestic	418	346
Abroad	154	124

Sales Split by Products

1st Half Year 2009

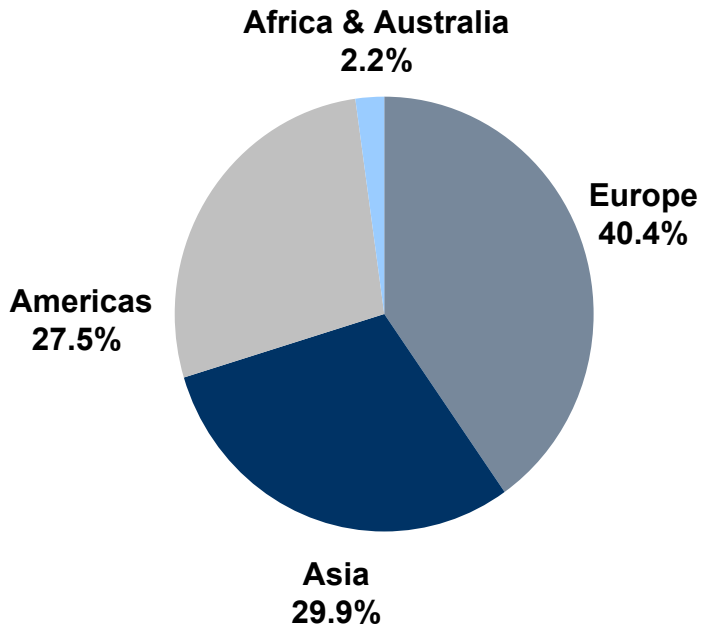


1st Half Year 2010

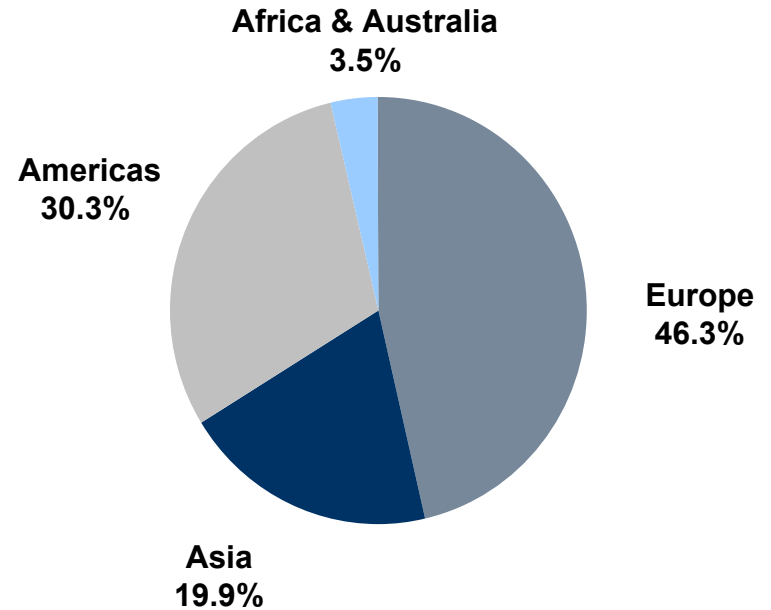


Sales Split by Region

1st Half Year 2009



1st Half Year 2010



Segment Optical Disc

- Mastering
- Moulding
- Replication



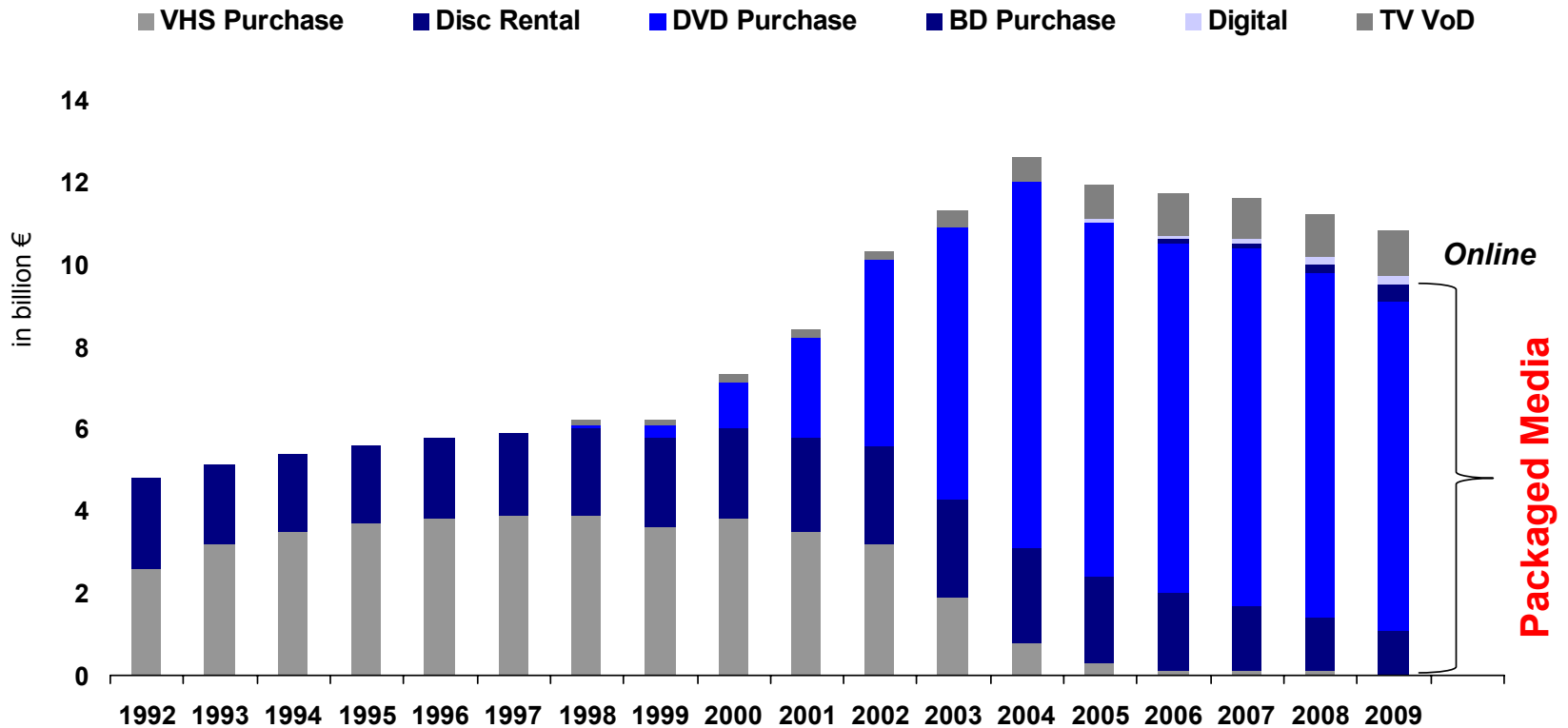
Segment Solar

- STANGL Wet Processing
- SINGULUS Coating
- SINGULUS Systems Business



Europe Optical Disc Spending 1992-2009

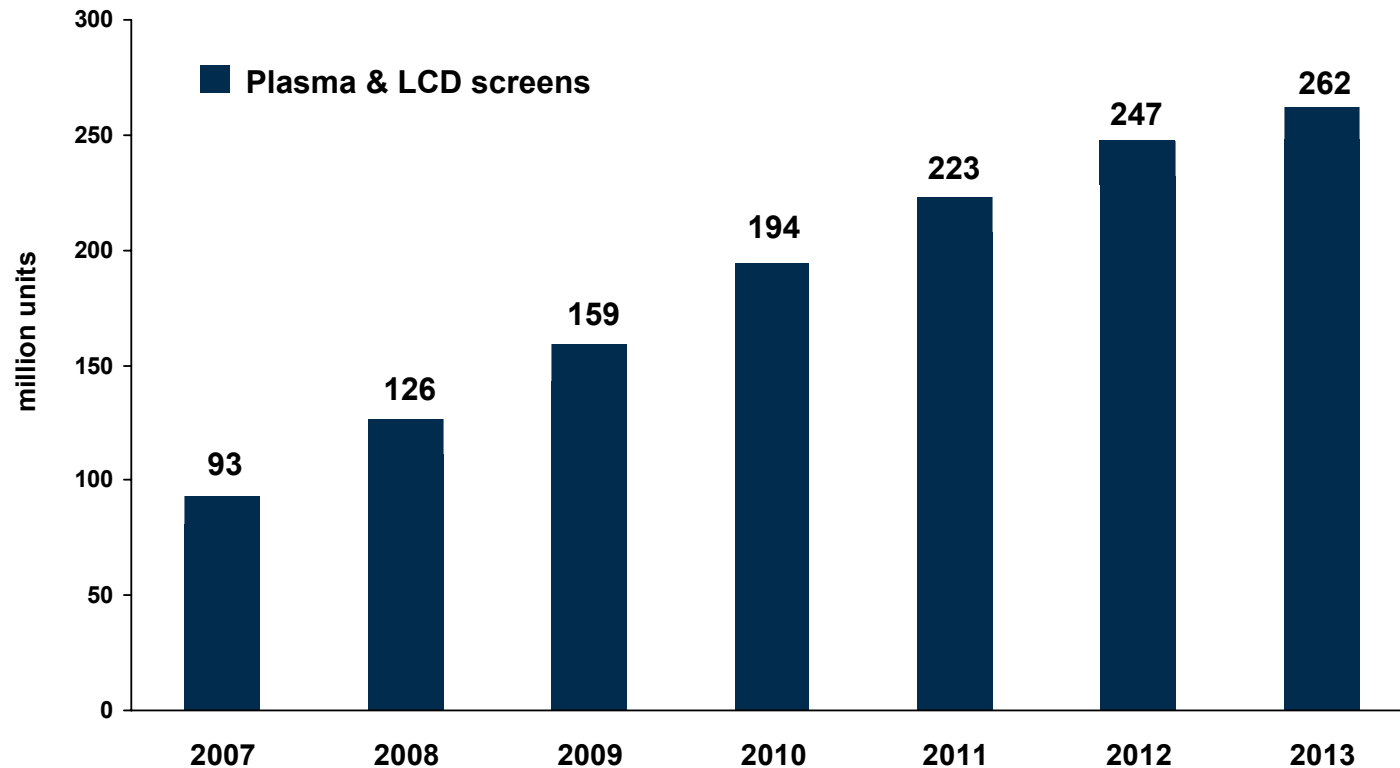
Most people are not willing to pay for online content



Source: Replex Magazine, March/April 2010, Screen Digest

Flat Panel TV Display Market Development: Annual Shipments Global

SINGULUS TECHNOLOGIES
August 03, 2010
- 14 -

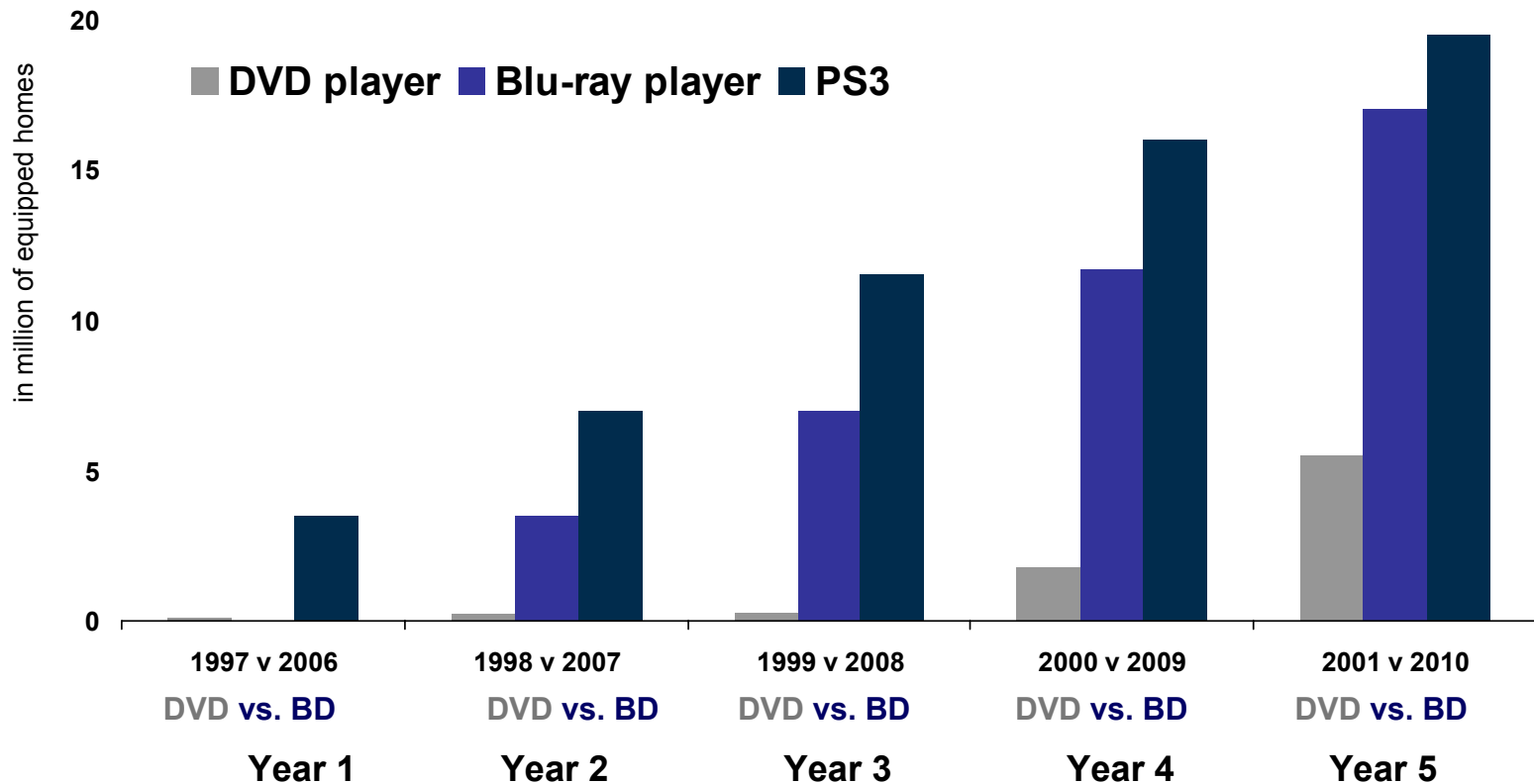


Source: Futuresource Consulting, Dec. 2009

Optical Disc Hardware Growth in the First 5 Years DVD vs. BD in Europe

SINGULUS TECHNOLOGIES
August 03, 2010
- 15 -

Market penetration of Blu-ray playing devices much higher compared to DVD



Source: Replex Magazine, March/April 2010, Screen Digest

Unstoppable Momentum

- + 84 % in Blu-ray Disc sales in USA
1st Half Year 2010, (DEG)
- + 107 % in Blu-ray Disc sales in Europe/Japan
1st Half Year 2010, (GFK)
- More than 1,500 BD titles available
- Low cost players available below 100 \$

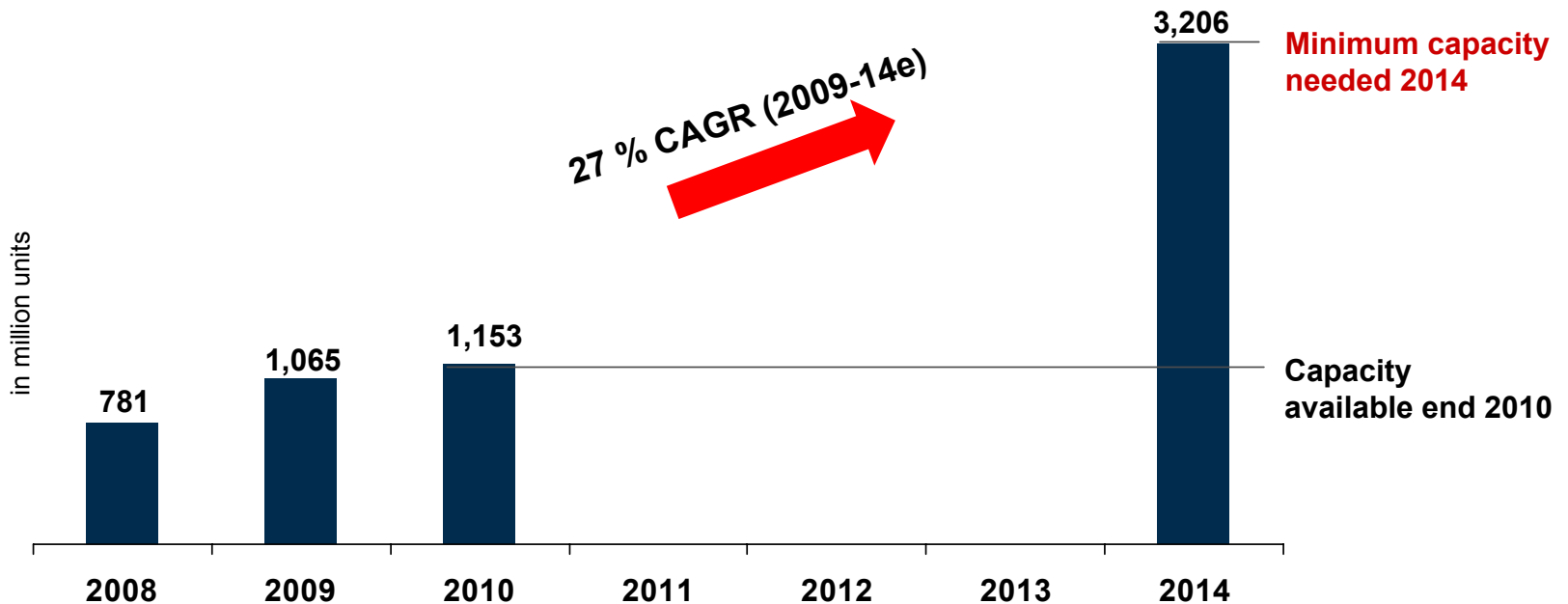
Innovation via Blu-ray

- 3D Blu-ray is expected to boost interest in Blu-ray
- Packaged media DVD + Blu-ray generate revenues for Hollywood studios of about 50 % of total revenues

Minimum Future Prerecorded Blu-ray Disc Pressing Capacity Requirements Worldwide

SINGULUS TECHNOLOGIES
August 03, 2010
- 17 -

Significant Growth potential is forecasted for the foreseeable future



Source: Futuresource Consulting, April 2010

3D Ready: Production Systems for all Blu-ray Formats

SINGULUS TECHNOLOGIES
August 03, 2010
- 18 -

High Margin Product BLULINE II

- Best of class
- Market share 90 % (excl. Sony)
- Excellent equipment performance
- > 80 Blu-ray systems installed base
- Platform for BD 75 & BD 100



CRYSTALLINE

- Ready for Dual Layer Blu-ray
- Accepted in the market



Segment Optical Disc

- Mastering
- Moulding
- Replication



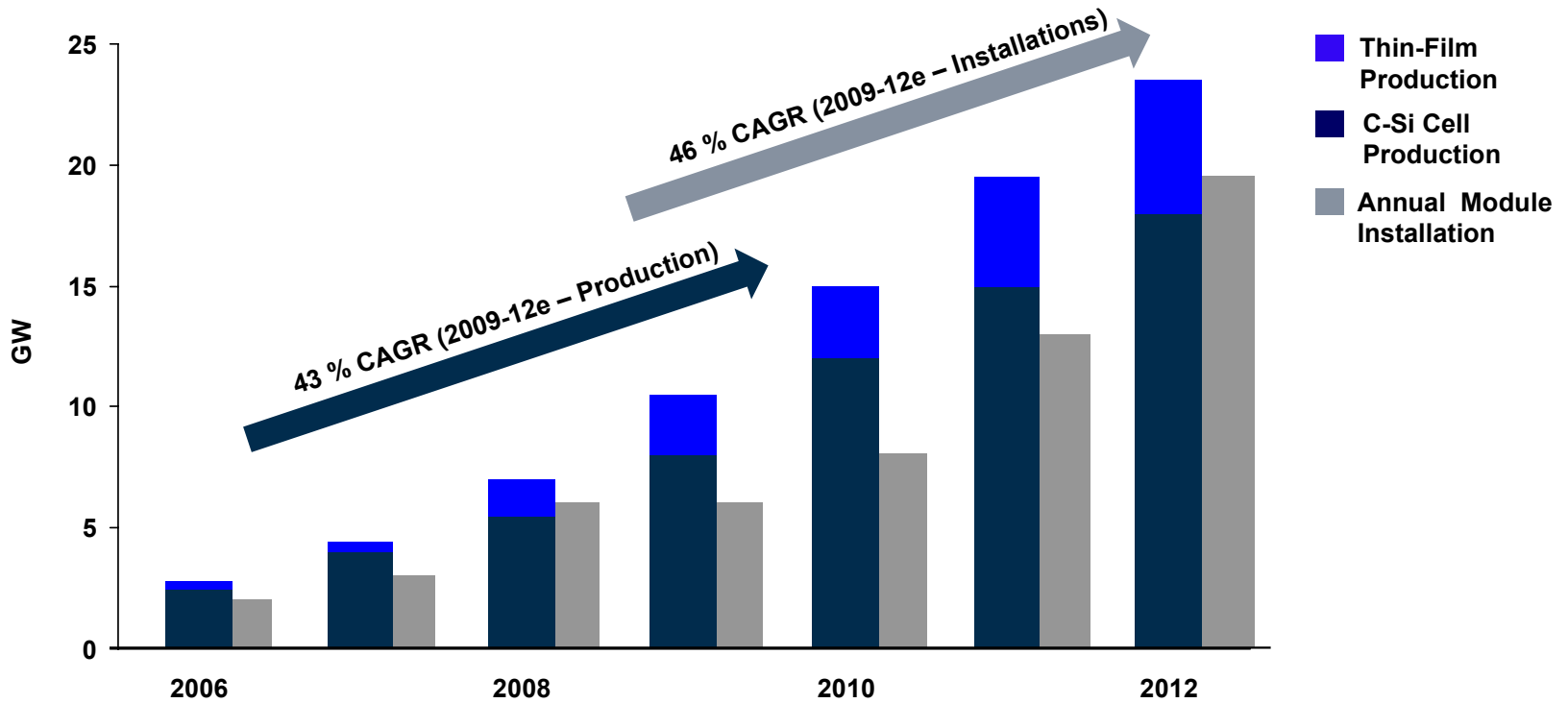
Segment Solar

- STANGL Wet Processing
- SINGULUS Coating
- SINGULUS Systems Business



Comparison of Cell Production Capacity and Cell Demand

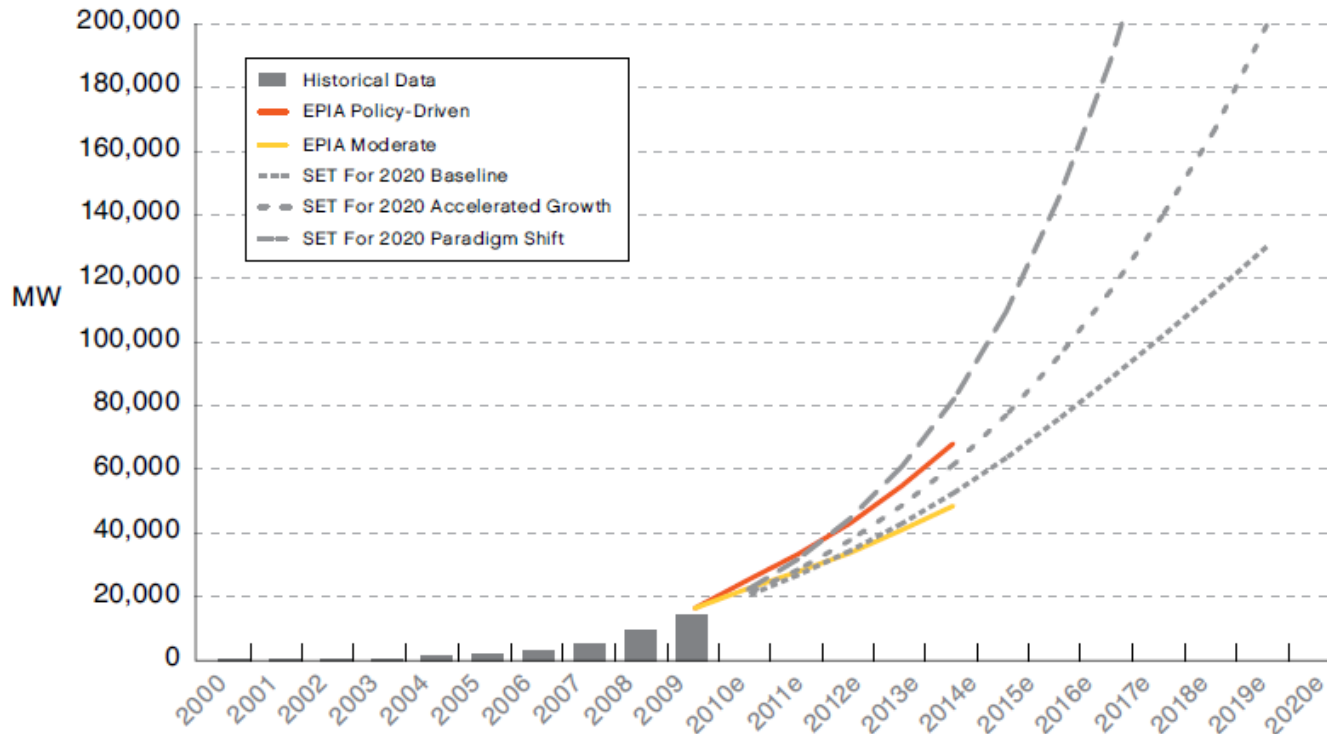
SINGULUS TECHNOLOGIES
August 03, 2010
- 20 -



Source: Bank Sarasin, December 2009

2012-2014 Forecasts and the „SET For 2020“ Targets

Paradigm Shift: Targets up to 12% of the EU electricity consumption from PV by 2020



Silicon Solar: Portfolio for Si Solar Cell Production

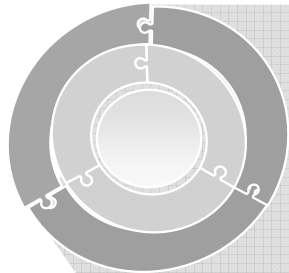
SINGULUS TECHNOLOGIES
August 03, 2010
- 22 -

Overall Objectives

- Dedicated equipment for industrial use
- High degree of integration
- Inline concept due to comprehensive integration
- High throughput and high yield
- Low cost of ownership



Product Portfolio Crystalline



**Raw Material Cleaning
Wafer Degluing/Cleaning**

**c-Si Cell Processing
Batch- & Inline System**

**Loading/Un-Loading Systems
Automation Systems**

Wafer Handling, LINEA and SINGULAR for Solar Cell Manufacturing

SINGULUS TECHNOLOGIES
August 03, 2010
- 24 -



SOLARE System for the Production of Si Solar Cells

SINGULUS TECHNOLOGIES
August 03, 2010
- 25 -

SOLARE System for Batch Production of Si Solar Cells
with SILEX and one SINGULAR



SOLARE System for Inline Production of Si Solar Cells with LINEA
and two SINGULAR & a back-end with double capacity



SINGULUS enables cost-effective CIS/CIGS & CdTe Thin Film Cell Manufacturing

- Wet Processing
- Alternative Cd-free Buffer Layer - ILGAR
- INSE Selenisation Oven
- Transparent Conductive Oxide (TCO) etching as wet bench
- Washing machines



Thin Film - CIS/CIGS Manufacturing Process

SINGULUS TECHNOLOGIES
August 03, 2010
- 27 -



Singulus Product Portfolio

1	VITRUM Clean
2	PVD Back Contact
3	PVD Absorber
4	INSE
5	VITRUM KCN
6	TENUIS altn. ILGAR or IMPEDIO
7	PVD TCO

- SINGULUS
- Cooperation Partner
- Singulus Automation
- Process Support/ Integration

CBD Equipment Technologies – TENUIS Production Line

SINGULUS TECHNOLOGIES
August 03, 2010
- 28 -



Selenisation Furnace for an Optimized CIGS Absorber Formation

SINGULUS TECHNOLOGIES
August 03, 2010
- 29 -

2nd Generation In Line Selenisation Furnace with Optimized Cycle Time



Highlights SINGULUS TECHNOLOGIES

SINGULUS TECHNOLOGIES
August 03, 2010
- 30 -

Optical Disc

- Blu-ray growth 27 % CAGR (2009 – 2014 e)
- Market share > 90 % (excl. Sony)
- Hardly any competition
- 3D will boost the market

Solar

- PV Equipment growth 43 % CAGR (2009-2012e)
- Innovative product development
- Full service supplier of production equipment for Silicon and Thin Film cells
- Excellent position in systems business

SINGULUS TECHNOLOGIES AG

Hanauer Landstrasse 103
D-63796 Kahl/Main

Dr. -Ing. Stefan Rinck, President and CEO

Tel +49-6188-440-101
Fax +49-6188-440-110
Stefan.Rinck@singulus.de

Markus Ehret, CFO

Tel +49-6188-440-204
Fax +49-6188-440-110
Markus.Ehret@singulus.de

Maren Schuster, Head of Investor Relations

Tel +49-6188-440-612
Fax +49-6188-440-110
Maren.Schuster@singulus.de

Bernhard Krause, Communications Worldwide

Tel +49-6181-9828020
Fax +49-6181-9828010
Bernhard.Krause@go-metacom.de

Forward-Looking Statements

This presentation contains forward-looking statements based on current expectations, assumptions and forecasts of the executive board and on currently available information. Various known and unknown risks, unpredictable developments, changes in the economic and political environment and other presently not yet identifiable effects could result in the fact that the actual future results, financial situation or the outlook for the company differ from the estimates given here. We are not obligated to update the forward-looking statements made in this presentation unless there is a legal obligation.